

Product Specification

JAD-C200F Controller



JAD

—

Outdoor **Rainproof**
1Port Art-Net/DMX
Controller

Product name: LED One-port Rainproof controller

Product mode: JAD-C200F

Overview: Based on the ARTNET protocol Ethernet network driver, the controller can convert the network data packets in the ARTNET protocol into standard DMX512 data or SPI data. The controller has four control modes: ARTNET, SD card, sACN, which can perform effect recording and can be used offline; This product is IP65 waterproof; This product can be widely used in stage performance lighting control system, stage performance, bar lighting and other occasions, and it is more convenient to use with our pixel tube.

Product picture:



◆ **Product features:**

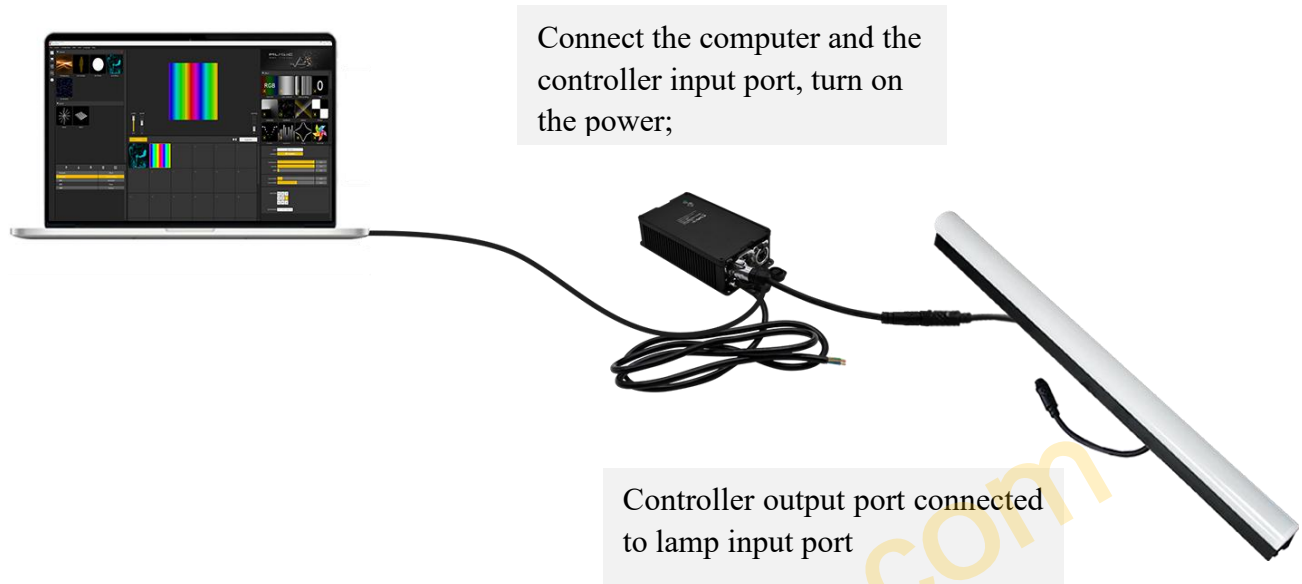
- Input Voltage: AC110—220V Output Voltage: DC24V
- 1 port output,each port 680 pixels;
- Three signal modes, ARTNET mode,SD card, sACN mode;
- Support recording effect, it can record 31 different lighting effect, support offline control;
- Built-in power supply, simple wiring, easy to use;
- IP65 dust and water resistant, suitable for outdoor complex environments;
- Easy to connect, just connect the port with a network cable;

◆ **Parameter list**


Parameter	Unit	Min	Typical	Max
Working voltage(AC)	V	110	—	220
Output voltage (V)	V	—	24	—
Power (P)	W	—	—	200
Cascaded units	PCS	—	—	254
Support IC type	—	—	WS2811/SK6812/UCS1903/UCS8903/UCS9812/ DMX512/SM16803	—
Supporting software	—	—	MAD-SHOW (MADRIX/RESOLU/MAD-M APPER)	—
Control mode	—	—	ART-NET/DMX	—
Working mode	—	—	ARTNET/SD Card	—
Controller IP address	—	—	2.0.0.X	—
Subnet mask	—	—	255.0.0.0	—
Computer IP address	—	—	2.0.0.2	—
Port loading points	PIX	—	1*680	—
Product color	—	—	Black	—
Product size(L*W*H)	MM	—	170*90*50	—
Gross weight	KG	—	0.8	—
Waterproof grade	—	—	IP65	—

◆ Connection


① Controller connect lamps



② Console connect controller



◆ Multiple units can be used in cascade



Note: When multiple controllers are cascaded, each controller IP setting cannot be the same! (Except for sACN mode)

◆ Control mode

Mode Switch	Long press the button for 3S-8S (release the button after it flashes red to complete the mode switch. Currently, there are two modes: Art-Net and SD card.
SD Card Mode	In SD card mode, click the button to switch the built-in effects of the controller.
Upgrade Mode	Press and hold the button to power on. Release the button after the button light is on (the button flashes red and the green signal light is always on). When the green signal light flashes, the upgrade starts. When the flashing stops, the upgrade is complete.
Factory Restore	Long press the button for 10S (release the button after the red and green signal lights are off to complete the factory reset)

ARTNET mode: After power-on, the red signal light of the button goes out, the green signal light is always on, and the green signal light flashes when the Art-Net signal is recognized;

SD card mode: After power-on, the green signal light is always on, the red button is always on, and the green signal light flashes when the DMX signal is recognized;


In SD card mode, click the button to switch the built-in effect;

◆ DMX Channel Table Description

Channel	Name	Figure	Instructions
1	Mode selection	000-247	Call internal 31 effects (one effect for every 8 addresses, and 0-7 for SD card effect 1)
		248-255	Switch to ART_NET mode
2	Speed	000-255	0 is the slowest speed, 255 is the fastest speed, SD card mode is valid
3	Brightness	000-255	0 is the brightness off, 255 is the brightest, SD card mode is valid
4	R- mask	000-255	Subtract red from the effect. 000 is the original effect, and 255 means subtract all red from the effect
5	G-mask	000-255	Subtract green from the effect. 000 is the original effect, and 255 is subtracting all green from the effect
6	B-mask	000-255	Subtract the blue in the effect. 000 is the original effect. 255 means subtract all the blue in the effect
7	Invalid	000-007	
	Normally on	008-015	Constant bright white, color selection by mask (brightness, mask channel available)
	stroboscopic	016-255	The higher the value, the faster the strobe (speed, brightness, mask channel is effective)
8	Invalid	000-200	
	Record	201-255	When the value of channel 4.5.6 is 255, the recording is valid and the ART_NET effect is recorded to the file specified by channel 1

◆ Application

1. Stage performance;
2. The site of the product/press conference;
3. Concert lighting control;
4. Bar and KTV lighting control



◆ Attention

1. Pay attention to the use environment, use the controller with the port facing downwards to avoid water accumulation in the port;
2. There is high voltage inside, non-professionals should not disassemble the machine, otherwise the consequences will be at your own risk;
3. The company does not guarantee man-made damage and natural damage;
4. If any abnormality is found during use, please contact us;